






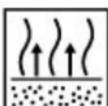


Intended use

Mipa P 70 is a high-quality, non-asbestos, aluminium-pigmented 2K body filler based on polyester resin that has been especially designed to meet the high quality requirements of automotive industry and refinish sector in terms of processing, adhesion and sandability. This product is suitable to even dents and irregularities on iron and steel or even GRP and wood. An application on vertical surfaces is possible without any problems. Good sandability, high vertical stability, high flexibility. When applied in thick coat, this product is less porous than Mipa P 99.

Spreading rate: –

Processing instructions

	Colour silver-grey metallic					
	Mixing ratio					
	Hardener Mipa Härter P	by weight (lacquer : hardener) 100 : 2	by volume (lacquer : hardener) --			
	Hardener for complete paintwork			for partial paintwork		
	–			–		
	Pot life 4 - 5 min with Mipa Härter P at 20 °C					
	Thinner –					
	Spray viscosity gravity spray gun			Airmix/Airless		
	–			–		
	Application mode					
	Application mode	Hardener	pressure (bar)	nozzle (mm)	spray passes	Thinner
	–	--	–	–	–	–
	Flash-off time –					
	–					
	Dry coat thickness –					
	–					



Drying time

object temperature

20 °C

60 °C

dust dry

–

–

set to touch

–

–

ready for assembly

–

–

sandable

20 min

10 min

recoatable

–

–

Note

Storage:

–

VOC Regulation :

EU limit value for this product (category B/b): 250 g/l
This product contains max.. 25 g/l of VOC.

Processing conditions:

from +10° C and up to 80 % relative air humidity. Ensure an adequate supply and exhaust air ventilation. Polyester-based body filler does not cure anymore at a temperature of below + 10°C.

Processing instructions:

The substrate must be clean, dry and free from grease. Sand surfaces slightly. Remove not cured old paintwork and priming coats. Do not apply on thermoplastic or acid products (Reaktionsprimer). Mix well the body filler material with the hardener. Do not use more than 3% of Härter P! Under- or overdosage of hardener may cause spotting in the finishing paint layer. Clean and degrease the whole surface to be painted with Mipa Silikonentferner before every operation. De-rust defective spots to bare metal and dry sand with sanding paper P 80 / 150. After drying, use sanding paper P 150 / 240 for dry sanding. Sand the entire surface with dry sand paper P 240 / 360 to a matt finish before applying filler. In case of filling work on non-ferrous metals (e.g. aluminium, zinc surfaces) it is possible to apply a priming coat with Mipa EP-Primer-Surfacer to ensure an optimal adhesion before applying the body filler. Do not overcoat without having isolated the surface with Mipa 1K or 2K filler. In order to improve the corrosion protection, e.g. when restoring vintage cars, prime with Mipa EP-Primer-Surfacer (see technical data sheet of Mipa EP-Primer-Surfacer). Body filler can only be dry sanded.